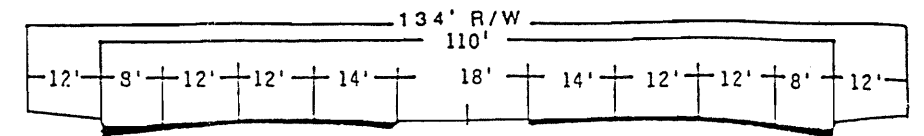
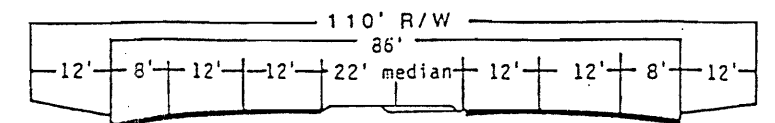


Typical Cross Sections Riverside County Highways

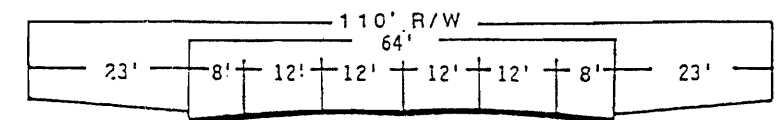
NOTE: For Additional Standards and Specifications,
See Riverside County Ordinance No. 461



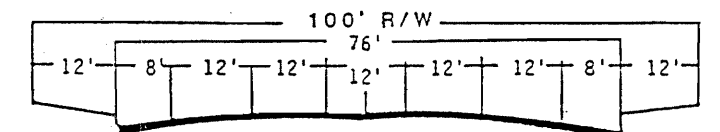
URBAN ARTERIAL HIGHWAY



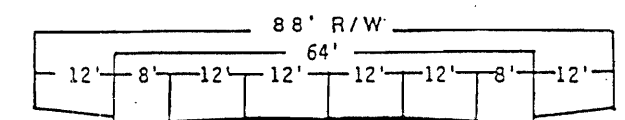
ARTERIAL HIGHWAY



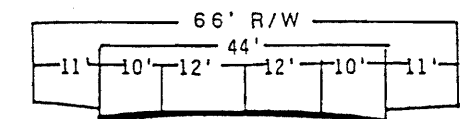
MOUNTAIN ARTERIAL HIGHWAY



MAJOR HIGHWAY

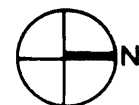


SECONDARY HIGHWAY



COLLECTOR

Newport Estates



Circulation Plan

FIGURE 4