

NOT TO SCALE

NOTE:

1. THICKNESS OF A.B. AND A.C. (FOR SHOULDER, AND FOR TRAVELED WAY) TO BE DETERMINED BY SOIL TEST AT TIME OF GRADING OPERATIONS.
2. MINIMUM PAVING THICKNESS PER SPECIFICATIONS SECTION 8.07 OF THIS ORDINANCE.
3. IMPROVEMENTS TO STATE HIGHWAYS SHALL CONFORM TO CALTRANS DESIGN STANDARDS AND POLICIES. RIGHT OF WAY MAY VARY PER THE REQUIREMENTS OF CALTRANS POLICY.


ABBREVIATIONS

- A.B. = AGGREGATE BASE
- A.C. = ASPHALT CONCRETE
- EP = EDGE OF PAVEMENT
- ES = EDGE OF SHOULDER
- ETW = EDGE OF TRAVEL WAY
- O.G. = ORIGINAL GROUND
- PG = PROFILE GRADE
- R/W = RIGHT OF WAY

APPROVED BY:

George A. Johnson
 DIRECTOR OF TRANSPORTATION
 GEORGE A. JOHNSON, RCE 42328

DATE: 05/01/07

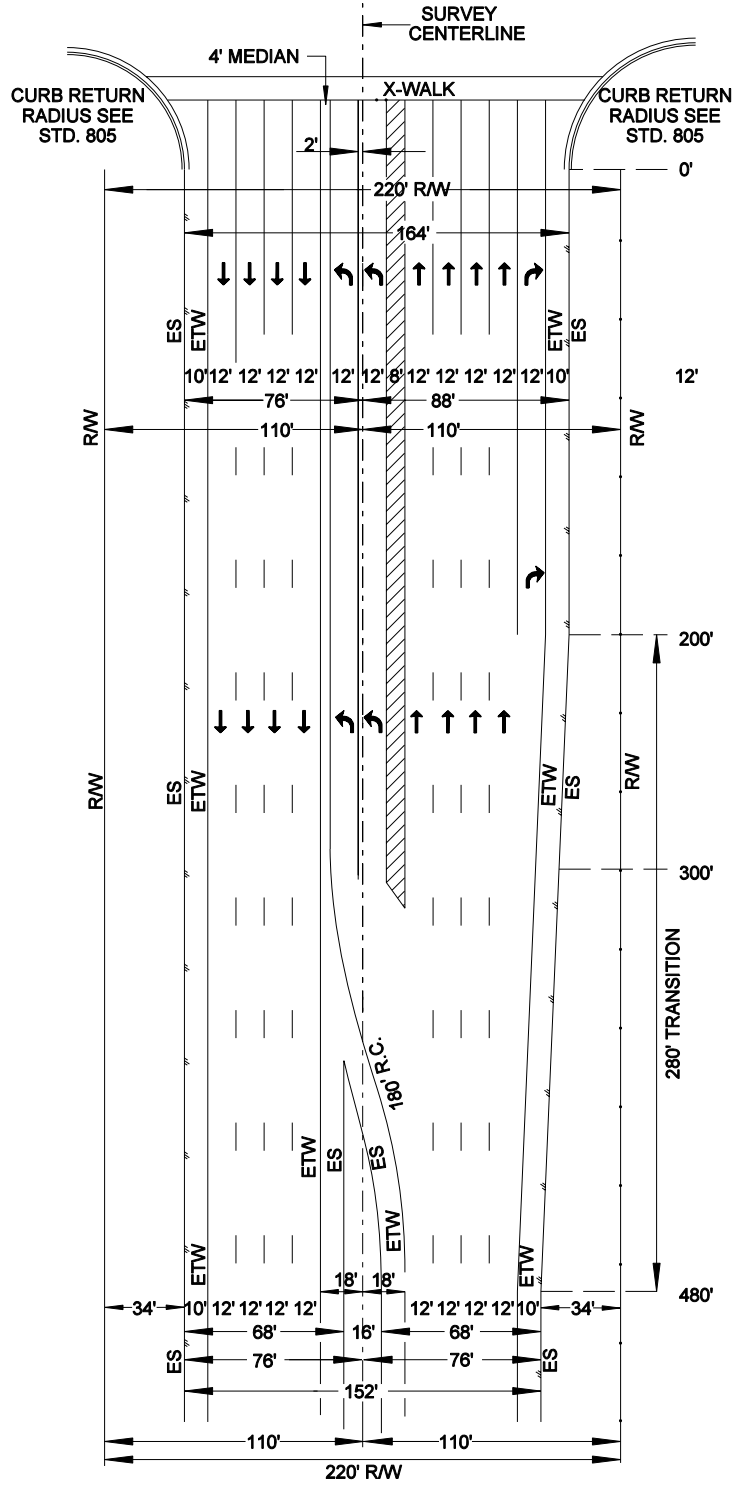


COUNTY OF RIVERSIDE

8-LANE EXPRESSWAY (220' R/W)

STANDARD NO. 81 (1 OF 2)

REVISIONS	REV.	BY:	APR'D	DATE	REV.	BY:	APR'D	DATE
	1				4			
	2				5			
	3				6			



NOT TO SCALE


ABBREVIATIONS

- EP = EDGE OF PAVEMENT
- ES = EDGE OF SHOULDER
- ETW = EDGE OF TRAVELED WAY
- R.C. = REVERSE CURVE
- R/W = RIGHT OF WAY

APPROVED BY:

George A. Johnson
 DIRECTOR OF TRANSPORTATION
 GEORGE A. JOHNSON, RCE 42328

DATE: 05/01/07



COUNTY OF RIVERSIDE

8-LANE EXPRESSWAY (220' R/W)

STANDARD NO. 81 (2 OF 2)

REVISIONS	REV.	BY:	APR'D	DATE	REV.	BY:	APR'D	DATE
	1				4			
	2				5			
	3				6			